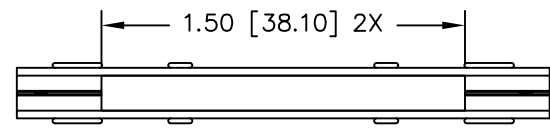
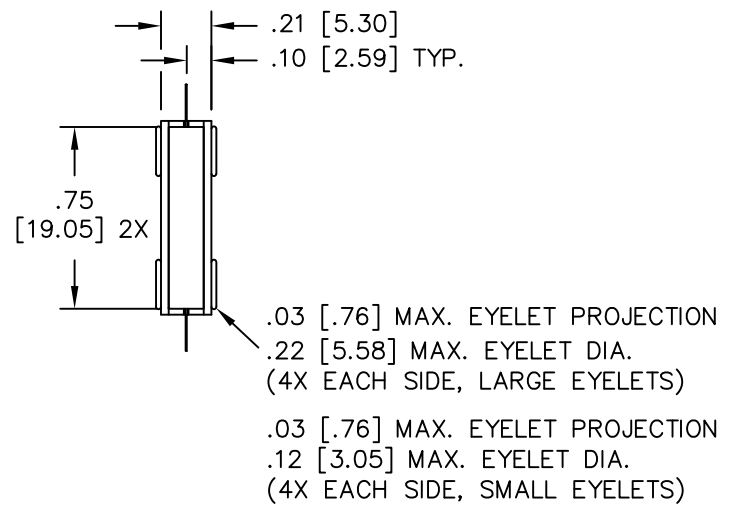
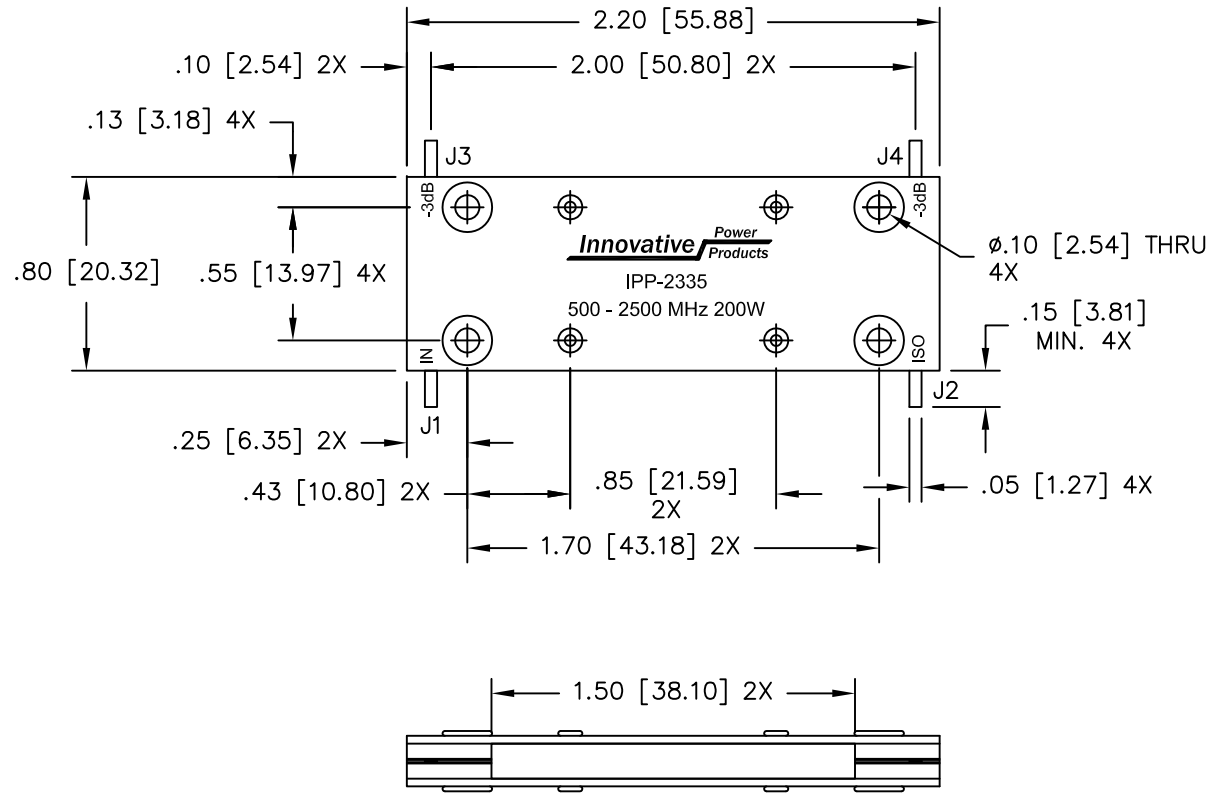


UNAUTHORIZED USE OF THIS  
DRAWING IS STRICTLY PROHIBITED

DAR	REV	DESCRIPTION	APPVD	DATE
5973	A	INITIAL RELEASE	DG	1-16



**ELECTRICAL SPECIFICATIONS**

FREQUENCY:	500 - 2500 MHz.
INSERTION LOSS:	< 0.50 dB
VSWR:	< 1.35:1
ISOLATION:	> 17 dB
AMPLITUDE BALANCE:	±0.70 dB
PHASE BALANCE:	±6°
POWER:	200 WATT
TEMPERATURE:	-55°C TO 85°C

PORT CONFIGURATION				
INPUT	J1	J2	J3	J4
J1	---	ISOLATION	-3dB<0 DEG	-3dB<-90 DEG
J2	ISOLATION	---	-3dB<-90 DEG	-3dB<0 DEG
J3	-3dB<0 DEG	-3dB<-90 DEG	---	ISOLATION
J4	-3dB<-90 DEG	-3dB<0 DEG	ISOLATION	---

- NOTES:**
- LEAD MATERIAL: 99.99% PURE SILVER .005 [.127] THICK.
  - SEE 90° APPLICATION NOTE FOR FURTHER INFORMATION.
  - RoHS COMPLIANT.
  - DATA AND SPECIFICATIONS APPLY WHEN PART IS MOUNTED IN IPP TEST FIXTURE TF-1001. TEST FIXTURE CONFIGURATION/FOOTPRINT AVAILABLE ON REQUEST.

MATERIAL AL. ALLOY, 6061-T6	DWN S.Cornell	DATE 1-21-16	<b>Innovative Power Products</b>	
	ENG DG	DATE 1-16		
FINISH CHEM FILM CLEAR PER MIL-DTL-5541, TYPE 2, REV F, CLASS 3 ROHS COMPLIANT	MANUF	DATE	TITLE OUTLINE, COUP., 90°, 500 - 2500 MHz. 200W	
	CAGE CODE: 437R2		SIZE B	P/N IPP-2335
TOLERANCE .XX ±.02 [.50] .XXX ±.005 [.127] ANG. ±1/2°	SHEET OF 1 1	SCALE 2:1		