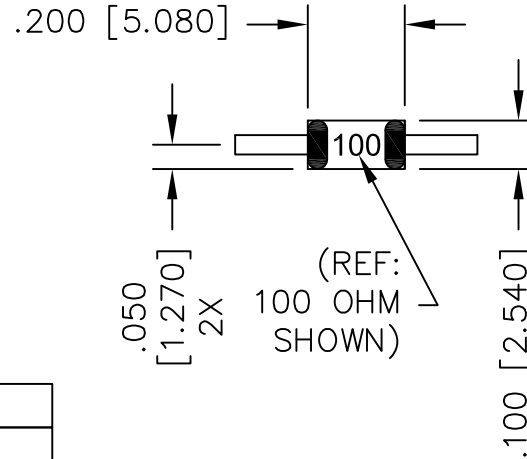
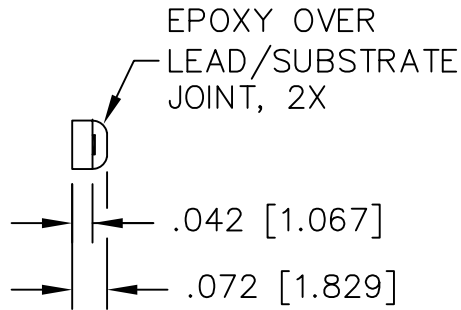


UNAUTHORIZED USE OF THIS  
DRAWING IS STRICTLY PROHIBITED

DAR	REV	DESCRIPTION	APPVD	DATE
7696	A	INITIAL RELEASE	DG	6-19
8605	B	SEE DAR	DG	4-21



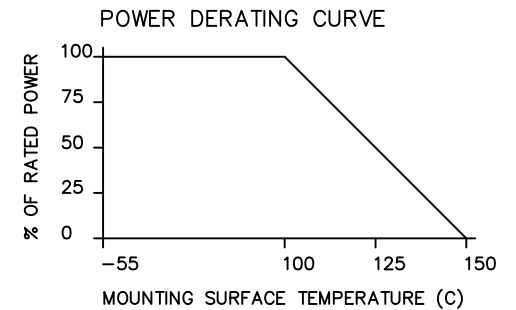
PART NO.	VALUE	TOLERANCE
IPP-RN101-25	25 OHMS	+/- 5%
IPP-RN101-50	50 OHMS	+/- 5%
IPP-RN101-75	75 OHMS	+/- 5%
IPP-RN101-100	100 OHMS	+/- 5%
IPP-RN101-120	120 OHMS	+/- 5%
IPP-RN101-150	150 OHMS	+/- 5%
IPP-RN101-200	200 OHMS	+/- 5%
IPP-RN101-300	300 OHMS	+/- 5%
IPP-RN101-430	430 OHMS	+/- 5%

**NOTES:**

1. LEAD MATERIAL: 99.99% PURE SILVER, .040 [1.016] WIDE x .005 [.127] THICK x .150 [3.810] MIN. LONG.
2. LEAD FINISH: GOLD PLATE PER MIL-G-45204, TYPE 3, GRADE A, 20 MICRO-INCHES MAX.
3. SUBSTRATE MATERIAL: AIN
4. LEAD(S) WELDED TO SUBSTRATE.
5. THICK FILM.
6. RoHS COMPLIANT.
7. BACKSIDE METALIZATION: THICK FILM PALLADIUM SILVER.

**ELECTRICAL SPECIFICATIONS**

INPUT POWER: 30 WATT  
CAPACITANCE: 1.0 pF



MATERIAL SEE NOTES	DWN S.Cornell	DATE 2-1-19	<b>Innovative Power Products</b>			
FINISH SEE NOTES	ENG DG	DATE 2-19				
TOLERANCE IN [MM] .xx ±.02 [.50] .xxx ±.010 [.254]	CAGE CODE: 437R2		TITLE RESISTOR, AIN, 30 WATT, FLANGELESS			
	SHEET 1	OF 1	SCALE 4:1	SIZE B	P/N IPP-RN101-XXX	REV. B