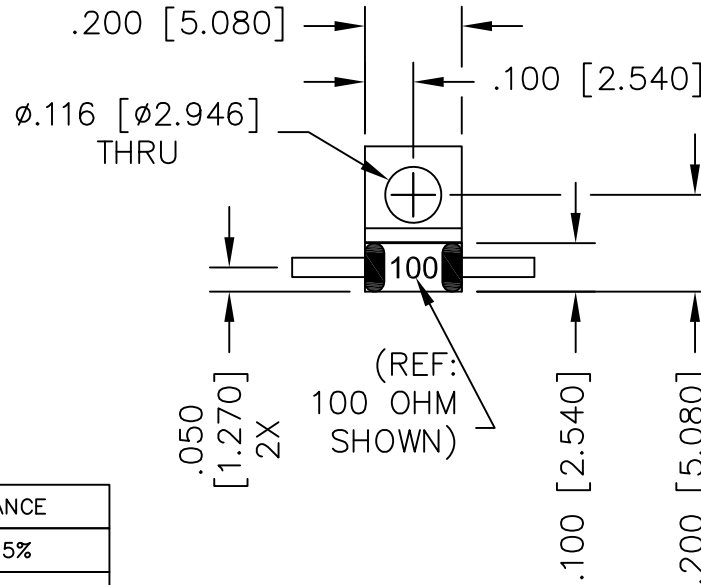
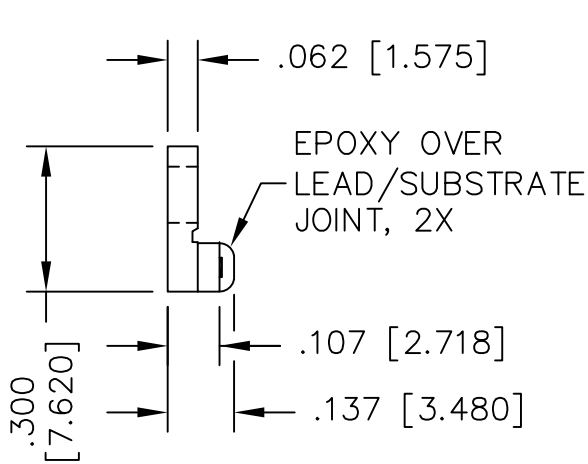


UNAUTHORIZED USE OF THIS
DRAWING IS STRICTLY PROHIBITED

DAR	REV	DESCRIPTION	APPVD	DATE
7697	A	INITIAL RELEASE	DG	6-19
8605	B	SEE DAR	DG	4-21



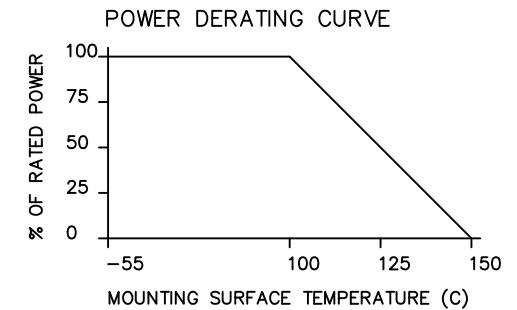
PART NO.	VALUE	TOLERANCE
IPP-RN201-25	25 OHMS	+/- 5%
IPP-RN201-50	50 OHMS	+/- 5%
IPP-RN201-75	75 OHMS	+/- 5%
IPP-RN201-100	100 OHMS	+/- 5%
IPP-RN201-120	120 OHMS	+/- 5%
IPP-RN201-150	150 OHMS	+/- 5%
IPP-RN201-200	200 OHMS	+/- 5%
IPP-RN201-300	300 OHMS	+/- 5%
IPP-RN201-430	430 OHMS	+/- 5%

NOTES:

1. LEAD MATERIAL: 99.99% PURE SILVER, .040 [1.016] WIDE x .005 [.127] THICK x .150 [3.810] MIN. LONG.
2. LEAD FINISH: GOLD PLATE PER MIL-G-45204, TYPE 3, GRADE A, 20 MICRO-INCHES MAX.
3. SUBSTRATE MATERIAL: AIN
FLANGE MATERIAL: COPPER
PLATING: NICKEL
4. LEAD(S) WELDED TO SUBSTRATE.
5. THICK FILM.
6. RoHS COMPLIANT.

ELECTRICAL SPECIFICATIONS

INPUT POWER: 30 WATT
CAPACITANCE: 1.0 pF



MATERIAL SEE NOTES	DWN S.Cornell ENG DG	DATE 2-1-19 DATE 2-19			
FINISH SEE NOTES	MANUF	DATE			
TOLERANCE IN [MM] .XX ±.02 [.50] .XXX ±.010 [.254]	CAGE CODE: 437R2		SIZE B	P/N IPP-RN201-XXX	REV. B
	SHEET OF 1 1	SCALE 4:1			