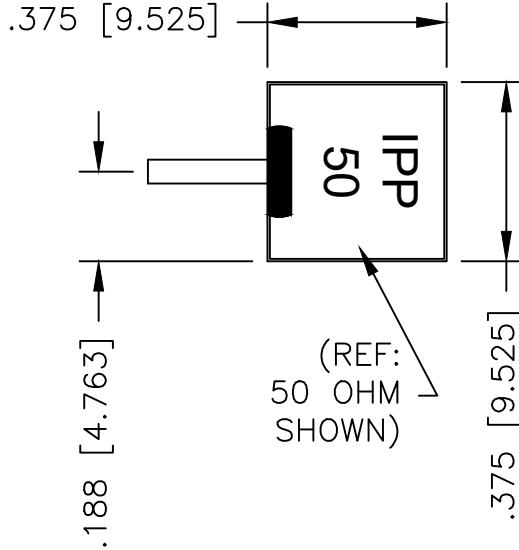
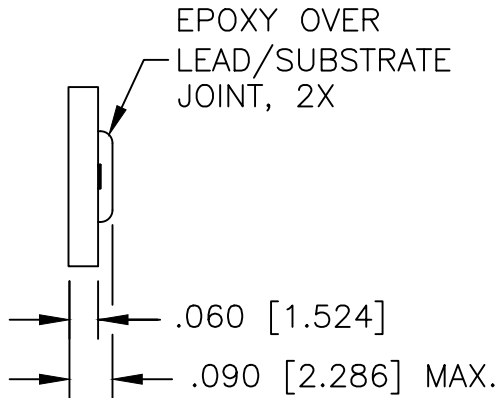


UNAUTHORIZED USE OF THIS  
DRAWING IS STRICTLY PROHIBITED

DAR	REV	DESCRIPTION	APPVD	DATE
7909	A	INITIAL RELEASE	DG	10-19
9249	B	SEE DAR	DG	4-23

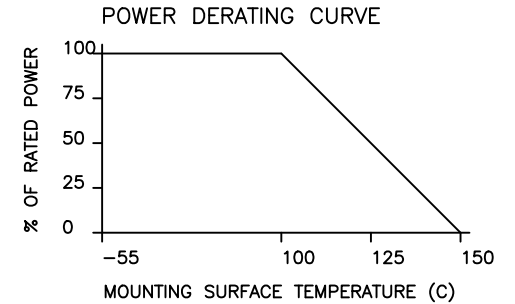
ELECTRICAL SPECIFICATIONS

PART NO.	VALUE	INPUT POWER	FREQUENCY	VSWR
IPP-TN113-50	50 OHMS ±5%	275 WATT	DC-3.0 GHz	<1.25:1 @ 2.0 GHz <1.30:1 @ 3.0 GHz



NOTES:

1. LEAD MATERIAL: 99.99% PURE SILVER, .050 [1.270] WIDE x .005 [.127] THICK x .250 [6.350] MIN. LONG.
2. LEAD FINISH: GOLD PLATE PER MIL-G-45204, TYPE 3, GRADE A, 20 MICRO-INCHES MAX.
3. SUBSTRATE MATERIAL: AIN
4. LEAD(S) WELDED TO SUBSTRATE.
5. THICK FILM.
6. RoHS COMPLIANT.
7. BACKSIDE METALIZATION: MATTE TIN OVER NICKEL.



MATERIAL SEE NOTES	DWN S.Cornell	DATE 2-4-19	<b>Innovative Power Products</b>	
FINISH SEE NOTES	ENG DG	DATE 2-19		
TOLERANCE IN [MM] .XX ±.02 [.50] .XXX ±.010 [.254]	MANUF	DATE	TITLE TERMINATION, AIN, 275 WATT, FLANGELESS	
	CAGE CODE: 437R2		SIZE B	P/N IPP-TN113-XXX
	SHEET 1 OF 1	SCALE 4:1	REV. B	