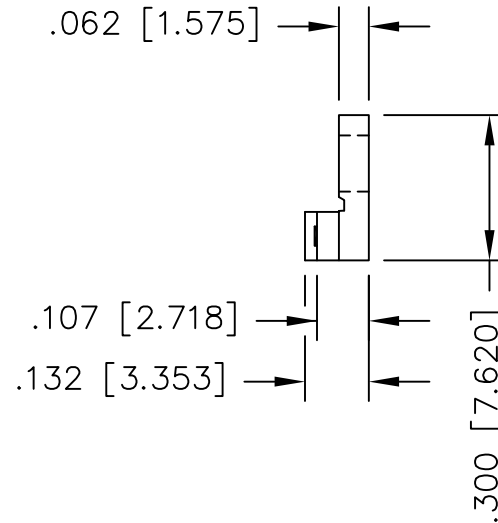
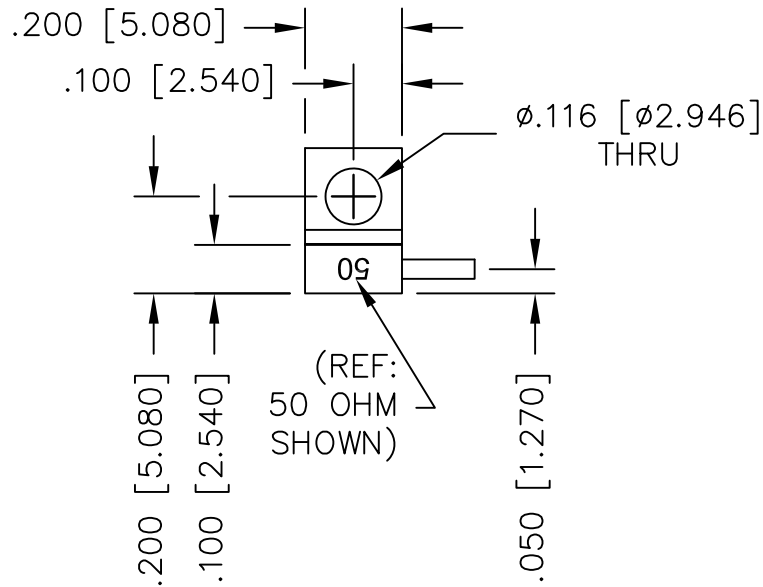


UNAUTHORIZED USE OF THIS
DRAWING IS STRICTLY PROHIBITED

DAR	REV	DESCRIPTION	APPVD	DATE
7921	A	INITIAL RELEASE	DG	11-19
7960	B	SEE DAR	DG	12-19

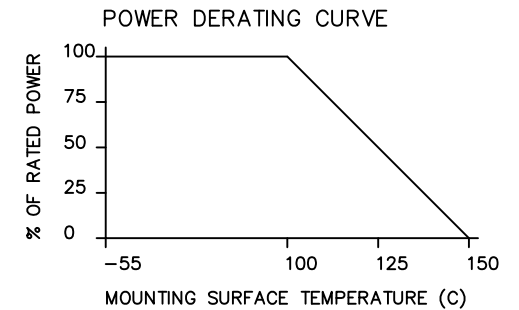
ELECTRICAL SPECIFICATIONS

PART NO.	VALUE	INPUT POWER	FREQUENCY	VSWR
IPP-TN201R-50	50 OHMS $\pm 5\%$	30 WATT	DC-6.0 GHz	<1.25:1



NOTES:

- LEAD MATERIAL: 99.99% PURE SILVER, .040 [1.270] WIDE x .005 [.127] THICK x .150 [3.810] MIN. LONG.
- LEAD FINISH: GOLD PLATE PER MIL-G-45204, TYPE 3, GRADE A, 20 MICRO-INCHES MAX.
- SUBSTRATE MATERIAL: AIN
COVER MATERIAL: AI2O3
FLANGE MATERIAL: COPPER
PLATING: NICKEL
- LEAD(S) WELDED TO SUBSTRATE.
- THICK FILM.
- RoHS COMPLIANT



MATERIAL SEE NOTES	DWN S.Cornell	DATE 2-5-19	Innovative Power Products			
FINISH SEE NOTES	ENG DG	DATE 2-19				
TOLERANCE IN [MM]	CAGE CODE: 437R2		TITLE TERMINATION, AIN, 30 WATT, HALF FLANGE			
.xx $\pm .02$ [.51] .xxx $\pm .010$ [.254]	SHEET 1	OF 1	SCALE 4:1	SIZE B	P/N IPP-TN201R-XXX	REV. B