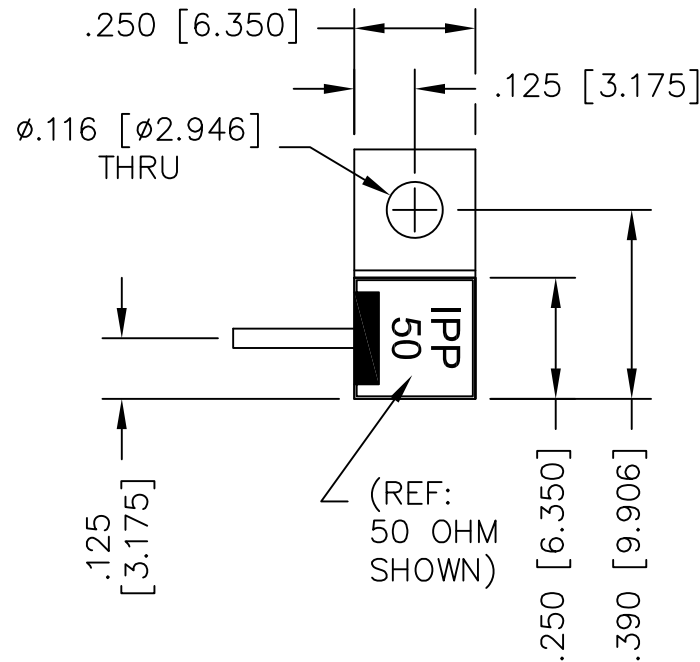
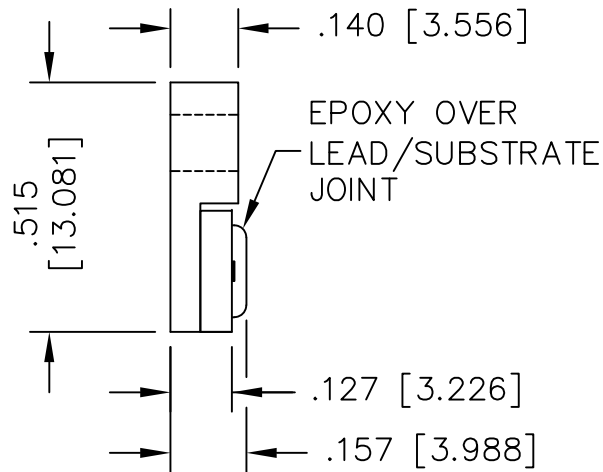


UNAUTHORIZED USE OF THIS
DRAWING IS STRICTLY PROHIBITED

DAR	REV	DESCRIPTION	APPVD	DATE
8085	A	INITIAL RELEASE	DG	3-20

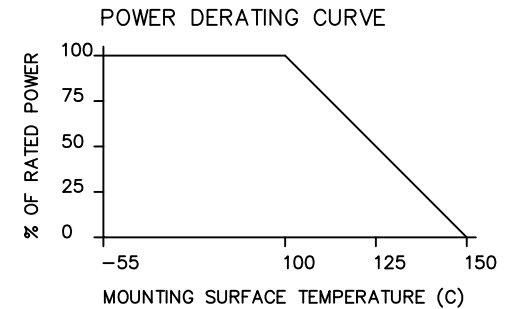
ELECTRICAL SPECIFICATIONS

PART NO.	VALUE	INPUT POWER	FREQUENCY	VSWR
IPP-TN220-50	50 OHMS ±5%	100 WATT	DC-6000 MHz	<1.25:1



NOTES:

1. LEAD MATERIAL: 99.99% PURE SILVER, .040 [1.016] WIDE x .005 [.127] THICK x .150 [3.810] MIN. LONG.
2. LEAD FINISH: GOLD PLATE PER MIL-G-45204, TYPE 3, GRADE A, 20 MICRO-INCHES MAX.
3. SUBSTRATE MATERIAL: AIN FLANGE MATERIAL: COPPER PLATING: NICKEL
4. LEAD(S) WELDED TO SUBSTRATE.
5. THICK FILM.
6. RoHS COMPLIANT.



MATERIAL SEE NOTES	DWN S.Cornell	DATE 1-8-20	Innovative Power Products		
FINISH SEE NOTES	ENG DG	DATE 1-20			
TOLERANCE IN [MM] .XX ±.02 [.50] .XXX ±.010 [.254]	CAGE CODE: 437R2		TITLE TERMINATION, AIN, 100 WATT, HALF FLANGE		
SHEET OF 1 1		SCALE 4:1	SIZE B	P/N IPP-TN220-XXX	REV. A