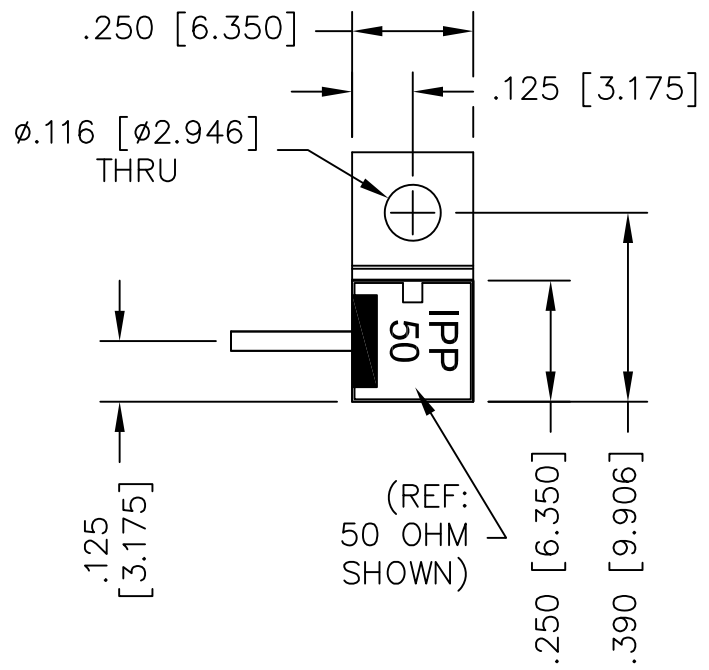
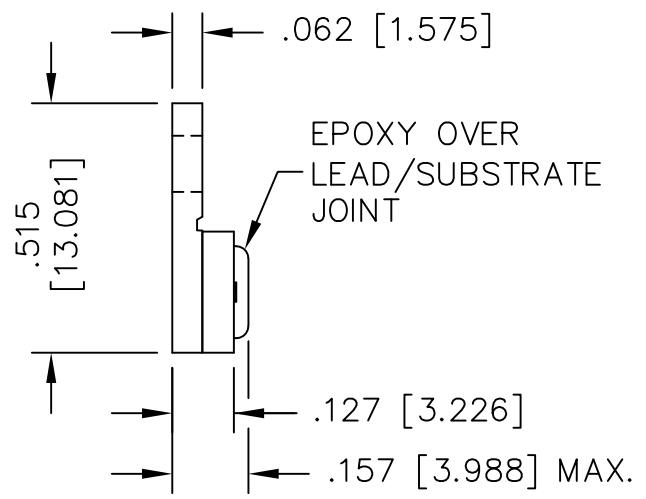


UNAUTHORIZED USE OF THIS  
DRAWING IS STRICTLY PROHIBITED

DAR	REV	DESCRIPTION	APPVD	DATE
7918	A	INITIAL RELEASE	DG	11-19
7998	B	SEE DAR	DG	1-20
8084	C	SEE DAR	DG	3-20

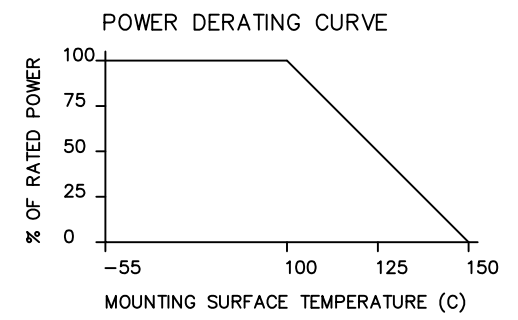
ELECTRICAL SPECIFICATIONS

PART NO.	VALUE	INPUT POWER	FREQUENCY	VSWR
IPP-TN222-50	50 OHMS ±5%	50 WATT	DC-8500 MHz	<1.35:1



NOTES:

1. LEAD MATERIAL: 99.99% PURE SILVER, .040 [1.016] WIDE x .005 [.127] THICK x .250 [6.350] MIN. LONG.
2. LEAD FINISH: GOLD PLATE PER MIL-G-45204, TYPE 3, GRADE A, 20 MICRO-INCHES MAX.
3. SUBSTRATE MATERIAL: AIN FLANGE MATERIAL: COPPER PLATING: NICKEL
4. LEAD(S) WELDED TO SUBSTRATE.
5. THICK FILM.
6. RoHS COMPLIANT.



MATERIAL SEE NOTES	DWN S.Cornell	DATE 2-8-19				
FINISH SEE NOTES	ENG DG	DATE 2-19				
TOLERANCE IN [MM] .XX ±.02 [.50] .XXX ±.010 [.254]	CAGE CODE: 437R2		TITLE TERMINATION, AIN, 50 WATT, HALF FLANGE			
	SHEET 1	OF 1	SCALE 4:1	SIZE B	P/N IPP-TN222-XXX	REV. C