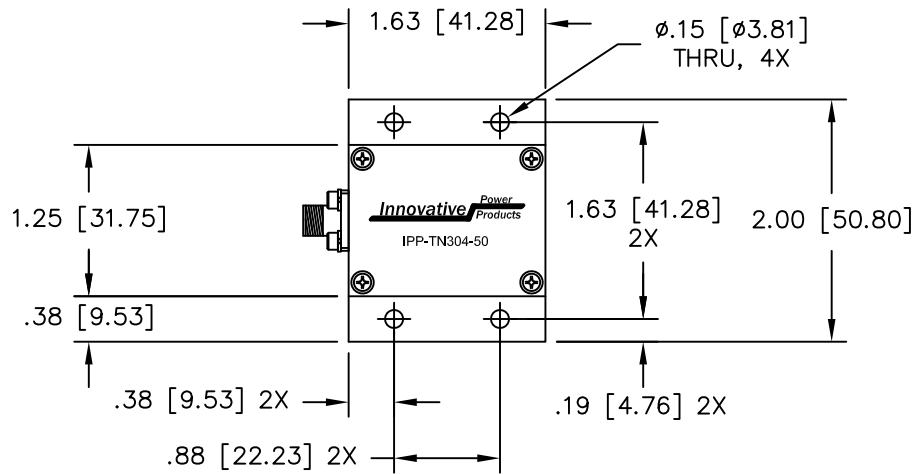
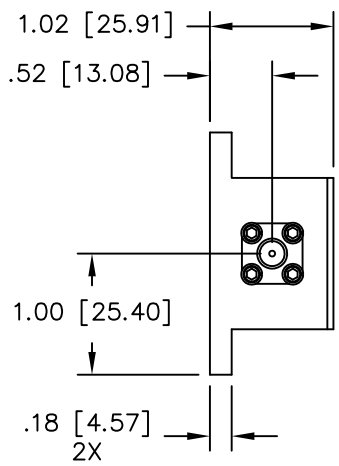


UNAUTHORIZED USE OF THIS
DRAWING IS STRICTLY PROHIBITED

DAR	REV	DESCRIPTION	APPVD	DATE
7795	1	PRE-RELEASE	DG	8-19

PRELIMINARY
DIMENSIONS AND SPECIFICATIONS
ARE SUBJECT TO CHANGE UNTIL
INITIAL RELEASE OF DRAWING.



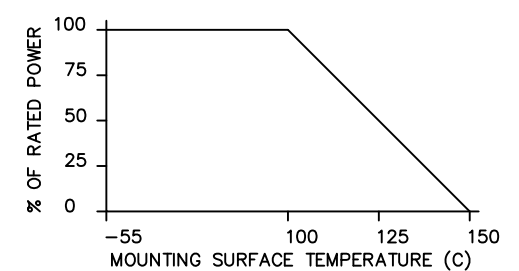
NOTES

- CONNECTOR TYPE "SMA" FEMALE
- RoHS COMPLIANT.

ELECTRICAL SPECIFICATIONS

INPUT POWER: 150 WATT
 FREQ: DC - 3GHz.
 VSWR: <1.30:1
 TEMPERATURE: -55°C TO 100°C

POWER DERATING CURVE



PART NO.	VALUE	TOLERANCE
IPP-TN304-50	50 OHMS	+/- 5%

MATERIAL AL. ALLOY 6061-T651	DWN S.Cornell	DATE 8-5-19		
	ENG DG	DATE 8-19		
FINISH CHEM FILM CLEAR PER MIL-DTL-5541, TYPE 2, REV F, CLASS 3, ROHS COMPLIANT	MANUF	DATE	TITLE TERM, AIN, 150 WATT, CONNECTORIZED	
	TOLERANCE .XX ±.02 .XXX ±.010 ANG. ±1/2°		CAGE CODE: 437R2	SIZE P/N B IPP-TN304-XXX
SHEET OF 1 1		SCALE 1:1	REV. 1	